



A2 Storytelling Challenge

Checklists for students and teachers



Ingrid Teufel

Inspired by Waldemar Feiner: "Das Schularbeiten-Heft", © VERITAS-VERLAG, Linz,
and adapted to the specifications regarding the assessment criteria for working with texts as
laid down by BIFI.



Co-funded by the
Erasmus+ Programme
of the European Union

 Federal Ministry
Republic of Austria
Education, Science
and Research





Contents

A is intended for the students. They read through the CHECKlist ...

... before starting to write, so they know what to pay attention to when writing a text,

... after they have finished writing, so they know what to pay attention to when reading over their text and how well they did.

B is intended for the teachers to facilitate the assessment and as an explanation for the students and parents.

1a) Narrative	2
1b) Narrative	3
2a) Picture story	4
2b) Picture story	5
3a) Description	6
3b) Description	7
4a) Report	8
4b) Report	9
5a) Re-narration	10
5b) Re-narration	11
6a) Fantasy tale	12
6b) Fantasy tale	13







1a) Narrative

Check!

1. Read through the CHECKlist before you start writing so you know what to pay attention to when you write a text.
2. After you have finished writing, check how well you did.

The list will show you where there is still room for improvement. Look forward to that!

				
My headline makes readers curious.				
I only tell about one experience.				
I tell the details in the right order.				
I describe how the people express their feelings.				
I use different beginnings for each sentence.				
I use different words (e.g. go, walk, run, sneak, hobble, stroll).				
I write complete sentences.				
Each sentence ends with a punctuation mark.				
I tell a narrative using the simple past.				
When I have finished, I read through the text once again.				
I check the spelling of all words.				
Whenever I am unsure about the spelling of a word, I underline it with a pencil.				
I check the words I underlined in my dictionary before I hand in my text.				

That went well:

.....

For my next narrative, I will pay attention to the following, in particular:

.....

.....



1b) Narrative

CONTENT		2	1	0
1	You achieve the goal you have set for yourself.			
2	The chosen headline makes the readers curious.			
3	The narrative is limited to one experience and is logically structured.			
4	The story paints a vivid image (people involved, feelings, ...)			
EXPRESSION				
5	The sentences start differently.			
6	The choice of words is appropriate and varied.			
7	Different words are used to describe one term.			
LINGUISTIC ADEQUACY				
8	The story is told using the simple past.			
9	The sentences are complete, and the word order is correct.			
LINGUISTIC CORRECTNESS				
10	Dictionaries or other aids were used during the writing process.			
11	The writer read through the text once again before handing it in.			
12	Common words are spelt correctly.			
13	Rare words are spelt correctly.			
Total score				

That is how the points are awarded:

You receive two points if a requirement is fully met,
 one point if it is partially met.
 No points are awarded if the requirement has not been fulfilled.

Overall rating:

.....

Use your mistakes as guidelines!
 Come to me so we can plan your individual training programme!







2a) Picture story

Check!

1. Read through the CHECKlist before you start writing so you know what to pay attention to when you write a text.
2. After you have finished writing, check how well you did.

The list will show you where there is still room for improvement. Look forward to that!

				
The chosen headline makes readers curious.				
You need no pictures to understand what my story is about.				
I also tell you what happens in between the pictures.				
I use different beginnings for each sentence.				
I write about what the people say, what they think and feel.				
I use different words (e.g. go, walk, run, sneak, hobble, stroll).				
I write complete sentences.				
Each sentence ends with a punctuation mark.				
I write about my experience in the present tense and stick to that.				
When I have finished, I read through the text once again.				
I check the spelling of all words.				
Whenever I am unsure about the spelling of a word, I underline it with a pencil.				
I check the words I underlined in my dictionary before I hand in my text.				

That went well:

.....

For my next picture story, I will pay attention to the following, in particular:

.....

.....



2b) Picture story

CONTENT		2	1	0
1	The headline makes readers curious without giving away too much.			
2	You need no illustrations to understand what the story is about.			
3	The student also tells you what happens in between the pictures.			
EXPRESSION				
4	At the beginning of the sentence stands the most important clause(?).			
5	What the characters say, think and feel is described.			
6	Different words are used to describe one term.			
LINGUISTIC ADEQUACY				
7	The story is told in present tense.			
8	The sentences are complete and end with a punctuation mark. The word order is correct.			
9	The correct finite verb forms and tenses are used.			
LINGUISTIC CORRECTNESS				
10	Dictionaries or other aids were used during the writing process.			
11	The writer read through the text once again before handing it in.			
12	Common words are spelt correctly.			
13	Rare words are spelt correctly.			
Total score				

That is how the points are awarded:

You receive two points if a requirement is fully met,
one point if it is partially met.

No points are awarded if the requirement has not been fulfilled.

Overall rating:

.....

Use your mistakes as guidelines!

Come to me so we can plan your individual training programme!







3a) Description

Check!

1. Read through the CHECKlist before you start writing so you know what to pay attention to when you write a text.
2. After you have finished writing, check how well you did.

The list will show you where there is still room for improvement. Look forward to that!

				
I describe people, animals or objects in detail.				
I use suitable adjectives for my description.				
I do not limit my description to the appearance of someone, but also describe their behaviour, interests, ...				
I use different words (e.g. go, walk, run, sneak, hobble, stroll).				
I use different beginnings for each sentence.				
I use articles, cases and plural forms correctly.				
I write complete sentences.				
Each sentence ends with a punctuation mark.				
I write about my experience in the present tense and stick to that.				
When I have finished, I read through the text once again.				
I check the spelling of all words.				
Whenever I am unsure about the spelling of a word, I underline it with a pencil.				
I check the words I underlined in my dictionary before I hand in my text.				

That went well:

.....

For my next description, I will pay attention to the following, in particular:

.....

.....



3b) Description

CONTENT		2	1	0
1	The person (animal, object) is described in a logical order.			
2	The person (animal, object) is clearly identifiable. All important characteristics are mentioned.			
3	Not only the outward appearance, but also the character is described.			
EXPRESSION				
4	Nouns, verbs and adjectives are used for an accurate and detailed description.			
5	Different words are used to describe one term.			
6	Different phrases are used to begin a sentence.			
LINGUISTIC ADEQUACY				
7	The present tense is used throughout the description.			
8	The sentences are complete and end with a punctuation mark. The word order is correct.			
9	Articles, cases and plural forms are used correctly.			
LINGUISTIC CORRECTNESS				
10	The writer read through the text once again before handing it in.			
11	Dictionaries or other aids were used during the writing process.			
12	Common words are spelt correctly.			
13	Rare words are spelt correctly.			
Total score				

That is how the points are awarded:

You receive two points if a requirement is fully met,
one point if it is partially met.
No points are awarded if the requirement has not been fulfilled.

Overall rating:

.....

Use your mistakes as guidelines!
Come to me so we can plan your individual training programme!







4a) Report

Check!

1. Read through the CHECKlist before you start writing so you know what to pay attention to when you write a text.
2. After you have finished writing, check how well you did.

The list will show you where there is still room for improvement. Look forward to that!

				
In my report, I give account of the details in the right order.				
My report paints a vivid and detailed image.				
My report not only covers WHAT is happening, but also HOW and WHERE.				
I use adequate words to describe the content in a detailed manner.				
I also use other verbs in addition to "be", "have", "are" and "am".				
I use the correct articles, cases and plural forms.				
I use different beginnings for each sentence.				
I write complete sentences.				
Each sentence ends with a punctuation mark.				
I describe things in the present tense and stick to it.				
When I have finished, I read through the text once again.				
I check the spelling of all words.				
Whenever I am unsure about the spelling of a word, I underline it with a pencil.				
I check the words I underlined in my dictionary before I hand in my text.				

That went well:

.....

For my next report, I will pay attention to the following, in particular:

.....

.....



4b) Report

Description of an event ("Coverage")

CONTENT		2	1	0
1	The procedure (activity) is described in the right order.			
2	All stages of the procedure (activity) are described.			
3	Not only WHAT happens is described, but also HOW.			
EXPRESSION				
4	Nouns, verbs and adjectives are used for an accurate and detailed description.			
5	The use of verbs is varied.			
6	Different phrases are used to begin a sentence.			
LINGUISTIC ADEQUACY				
7	The present tense is used throughout the report.			
8	The sentences are complete and end with a punctuation mark. The word order is correct.			
9	Articles, cases and plural forms are used correctly.			
LINGUISTIC CORRECTNESS				
10	Dictionaries or other aids were used during the writing process.			
11	The writer read through the text once again before handing it in.			
12	Common words are spelt correctly.			
13	Rare words are spelt correctly.			
Total score				

That is how the points are awarded:

You receive two points if a requirement is fully met,
one point if it is partially met.
No points are awarded if the requirement has not been fulfilled.

Overall rating:

.....

Use your mistakes as guidelines!
Come to me so we can plan your individual training programme!







5a) Re-narration

Check!

1. Read through the CHECKlist before you start writing so you know what to pay attention to when you write a text.
2. After you have finished writing, check how well you did.

The list will show you where there is still room for improvement. Look forward to that!

				
I tell everything that is important: Who? When? Where? What? How?				
I tell the details in the right order.				
I do not make anything up.				
I use my own words to retell a story.				
The words I use fit the content of the story.				
I use different beginnings for each sentence.				
I use direct speech.				
I tell the story using the simple past.				
The finite verb forms are used correctly.				
I write complete sentences.				
Each sentence ends with a punctuation mark.				
I read through the final text.				
I check the spelling of all words.				
Whenever I am unsure about the spelling of a word, I underline it with a pencil.				
I check the words I underlined in my dictionary before I hand in my text.				

That went well:

.....

For my next re-narration, I will pay attention to the following, in particular:

.....

.....



5b) Re-narration

CONTENT		2	1	0
1	All important information, such as time and place, people, animals, ... are taken into account.			
2	The re-narration is clearly structured and organised.			
3	The re-narration only describes the most important points.			
EXPRESSION				
4	The writer tells the story in his/her own words.			
5	Different phrases are used to begin a sentence.			
7	Direct speech is used.			
LINGUISTIC ADEQUACY				
8	The writer tells the story in his/her own words.			
9	The choice of words fits the content of the story.			
LINGUISTIC CORRECTNESS				
10	Dictionaries or other aids were used during the writing process.			
11	The writer read through the text once again before handing it in.			
12	Common words are spelt correctly.			
13	Rare words are spelt correctly.			
Total score				

That is how the points are awarded:

You receive two points if a requirement is fully met,
 one point if it is partially met.
 No points are awarded if the requirement has not been fulfilled.

Overall rating:

.....

Use your mistakes as guidelines!
 Come to me so we can plan your individual training programme!







6a) Fantasy tale

Check!

1. Read through the CHECKlist before you start writing so you know what to pay attention to when you write a text.
2. After you have finished writing, check how well you did.

The list will show you where there is still room for improvement. Look forward to that!

				
My headline makes readers curious.				
My fantasy tale is limited to one experience.				
I tell the story vividly to create a picture in the readers' minds.				
I use different beginnings for each sentence.				
I use adequate wording.				
I use different words (e.g. go, walk, run, sneak, hobble, stroll).				
I tell the story using the simple past.				
I write complete sentences.				
Each sentence ends with a punctuation mark.				
When I have finished, I read through the text once again.				
I check the spelling of all words.				
Whenever I am unsure about the spelling of a word, I underline it with a pencil.				
I check the words I underlined in my dictionary before I hand in my text.				

That went well:

.....

For my next fantasy tale, I will pay attention to the following, in particular:

.....

.....



6b) Fantasy tale

CONTENT		2	1	0
1	You achieve the goal you have set for yourself.			
2	The headline makes readers curious without giving away too much.			
3	The narrative is limited to one occurrence and is logically structured.			
4	It is told in a detailed manner (people involved, feelings, ...).			
STRUCTURE				
5	The sentences start differently.			
6	The word choice is adequate.			
7	Different words are used to describe one term.			
LINGUISTIC ADEQUACY				
8	The story is told using the simple past.			
9	The sentences are complete, and the word order is correct.			
LINGUISTIC CORRECTNESS				
10	Dictionaries or other aids were used during the writing process.			
11	The writer read through the text once again before handing it in.			
12	Common words are spelt correctly.			
13	Rare words are spelt correctly.			
Total score				

That is how the points are awarded:

You receive two points if a requirement is fully met,
one point if it is partially met.
No points are awarded if the requirement has not been fulfilled.

Overall rating:

.....

Use your mistakes as guidelines!
Come to me so we can plan your individual training programme!